

AZTRON 

**COMPOSITE
ALL-ROUND BOARD
USER GUIDE**

RIDE INTELLIGENTLY / [AZTRONSPORTS.COM](https://www.aztronsports.com)

EN



WELCOME

Thank you for choosing an AZTRON board. This board was built in accordance with strict quality standards and premium craftsmanship. We hope you thoroughly enjoy this product. Please take the time to read the content in this manual in order to optimize your satisfaction of this product. We believe that an AZTRON board offers incomparable value.

We wish you years of enjoyment and rewarding experience with the AZTRON product.

INDEX

2. Info and Serial Number
3. Your New Board
4. Safety Precautions
6. General Paddling Information
7. Fin Installation
8. Paddle and Leash
9. Transportation, Care and Maintenance Basics
10. Limited Warranty
11. Warranty Registration Card

All data subject to change @ AZTRON 2023
AZTRON is a registered trademark of Aztron Sports.

Follow us at @aztronglobal   

WWW.AZTRONSPORTS.COM

IMPORTANT INFORMATION

Model:

Date of Purchase:

Dealer Name:

Province/State:

Country:

Item No:

Serial #:


WHERE IS THE SERIAL NUMBER

You can find the serial number inside the carrying handle. It is a 12-character long.



YOUR NEW BOARD

Take the time to familiarize yourself with the features of your AZTRON paddle board



SAFTY PRECAUTIONS

Paddle sports can be very dangerous and physically demanding. There is a risk of serious injury or death from drowning. The user of this product acknowledges, understands, and assumes the risk involved in paddle sports. Observe the following safety standards and safe operating practices whenever using this product.

When using an AZTRON board, you are personally responsible to determine if you have the required skill level to handle the different water and wind conditions. You should use your best judgement as to when and where to use your board. All users of an AZTRON board agree to assume all responsibilities for any damage or injury, including death, which may result from using or handling a SUP. We strongly recommend taking a course with an experienced SUP instructor on proper paddling techniques, boating security and first aid before handling and using your SUP.

EVERYONE using the SUP must read WARNINGS, CAUTIONS and NOTES very carefully.

WARNING

A WARNING indicates a hazardous situation which, if not avoided, could result in death or serious injury.

CAUTION



NOTE

A NOTE provides useful information and suggestions to make better use of your SUP.

1. Weather conditions and water levels

WARNING

- Check weather conditions and water levels before heading out.
- Never use your SUP when weather or water conditions (wind, heavy rain, flooding, choppy water or strong current) can impact your ability to steer your SUP. Head to shore as soon as possible if you already are on the water.

2. Safety device

WARNING

- Always wear an approved personal floatation device (PFD). Before you start paddling, read the manufacturer's documentation about your PFD and familiarize yourself with how to properly wear it.
- Always wear a safety leash.

3. Alcohol and drugs

WARNING

- Never use or consume alcohol, drugs or any other mind altering substance that may affect your condition, judgement or ability to safely and securely operate your SUP.

4. Ability

WARNING

- 
- 

5. Preparation

CAUTION

- Check your equipment prior to each use of signs of wear or failure.
- Always carry identification.

6. Traction on the SUP

CAUTION

- The board material is extremely slippery when wet.
- Stay on the traction zone to avoid slipping as the SUP material is extremely slippery when wet. We recommend wearing slip resistant shoes to increase traction and to protect your feet when walking on rocks.

7. Hypothermia

WARNING

- Dress properly for weather conditions and, if necessary, wear a wetsuit.
- SUP accident in cold water are very dangerous. The loss of body heat due to immersion in cold water (hypothermia) can be fatal as survival time in cold water can be as little as 15 to 20 minutes.

8. Be accompanied

CAUTION

- Always paddle with someone. It is preferable to be accompanied in case of an emergency or accident. You should be aware of the level of physical ability and medical conditions of people paddling with you.
- Always inform someone about your plan to go paddling, including your destination, how long you will be gone, and how many people will be with you.

9. Always familiarize yourself with the body of water you intend to navigate

WARNING

- Scout unfamiliar water.
- Find out what hours boating is permitted, if there are any known hazardous conditions and where to get help quickly if there is an emergency or accident.
- Check tidal changes and currents specific to your location. If you decide to go down rapids, you need to scout in advance and, if necessary, portage your SUP to avoid unfamiliar or dangerous areas.

10. Regulations and laws

CAUTION

- Always follow Coast Guard regulations, boating and safety laws, and regulations and orders of various levels of government (including regional).

11. Air vent cap

CAUTION

- Make sure the air vent cap is firmly in place before putting your SUP in the water.

12. Self protection

WARNING

- Wear appropriate safety gear.
- If you go down rapids, you are putting yourself in a risk of serious injury or death. You must take the appropriate safety precautions, inspect your equipment thoroughly, and wear appropriate safety gear. You should always wear a personal floating device and a helmet. We strongly recommend wearing protection your arms, legs, etc. It is your responsibility to have the proper equipment and familiarize yourself with the body of water where you want to use your SUP.

WARNING

- NEVER let minors use this SUP without adult supervision.
- NEVER tow this SUP behind a boat.
- NEVER use this SUP as a personal floating device.
- NEVER exceed this SUP's maximum weight.

GENERAL STAND UP PADDLING INFORMATION



Get prepared before paddling. Ensure the length of your paddle is properly adjusted for your height (see paddle installation details on page 8). Carry your board to the water, holding the paddle in one hand and the center handle of the board in other hand.



Get on the SUP with your knees left and right of the handle and get a feel for the balance of the board in the water.



Once you feel more comfortable, take the paddle and make your first stroke **on your knees** to feel the reaction of the board.



To stand up, place your paddle sideways over the board for stability and push yourself up with the paddle in both hands. Place your feet left and right of the center handle with about a shoulder wide spread. Having the blade in the water will help with stability and stops the board from moving forward or backward.



Take your first stroke with one hand on the shaft and the other hand on the handle. Note, the blade will be tilted forward, toward the nose of the SUP. Change side every 3-5 strokes **to paddle** in a straight direction.



To change direction, take long extended strokes just on one side to steer the nose of the board in a new direction. If you're more advanced, take a step toward the tail of the SUP to reduce the turning radius for a quicker direction change.

FIN INSTALLATION

Attach the fin firmly before using your SUP. Remove the fin after each use to keep it in good condition. The fin box, watertight skin and foam core may be badly damaged if the fin is damaged when it is attached to the SUP.


1. Unscrew the bolt and the square nut from the fin.



2. Insert the nut into the SUP's groove and push forward.



3. Insert the fin into the SUP's groove and align the bolt's hole with the nut previously installed. Screw lightly and push backwards.



4. Place the bolt and screw firmly.



REMOVAL: Reverse steps, 4 through 1.

SAFETY LEASH AND PADDLE



The blade of the paddle has a slight angle, which should point forward, toward the nose of the board.




Safety leash is the most important tool of SUP paddling. Aztron makes the safety leash as a standard accessory for our Soft Top boards.



If you paddle on a large body of water (lake or ocean), ensure to use an ankle leash so you are connected to your board all the times. This will prevent your board from floating away from you if you fall.

STYLE ALUMINUM 3-SECTION PADDLE



Locate all 3 sections of the STYLE paddle.



Proceed to insert the middle piece into the paddle piece.



Align with the shaft. Adjust to a comfortable length and ensure the clasp is aligned and clip is closed.

TRANSPORTATION

You can easily transport your board with the carrying handle located in the center of the board.

By Hand:

- Carry the board by using the carrying handle.
- If necessary, use a transport cart to help with the transport.

NOTE

Avoid keeping the board attached to your vehicle for an extended period of time, especially when exposed to the sun. This could distort the shape of the board over time.

By Vehicle:

- When strapping to the top of your car, place the board underside up. Placing the top side up may generate wind drag and instability when driving. Place the front or the back of the board forward are both acceptable.
- Overtightening straps may result in pressure dings.
- Use padded strap instead of non-padded nylon straps.



CARE AND MAINTENANCE

- The best way to clean your board is to rinse it with fresh water to remove sand and saltwater deposits. Do not use abrasives.
- Inspect your board for dings and cracks before and after each use. The EPS Core of your board is highly absorbent and acts as a sponge when protective watertight epoxy skin is compromised.
- Minor abrasions, dents, wearing off and scratches are normal and will not impact your board's performance.

STORAGE

- Keep your board in a well-ventilated and shaded area when you do not use it. Your board can be damaged if it is exposed to direct sunlight for a period of time.
- Limited exposure of the deck-side of the board to direct sunlight. While in use, water flowing over the deck helps regulate surface temperature. However, when the deck traction pad is dry, the heat absorption effect is amplified when exposed to direct sunlight.
- At approximately 74°C/165°F, the EPS foam begins outgassing, becomes unstable and delaminates.
- Leaving your board in a vehicle during the day, even on a mild day, increases the risk of delamination.
- Do not store your board in a SUP bag for extended period of time. SUP bags are intended for transportation only, not for full time storage. Prolonged storage of a wet SUP in a wet bag may lead to the possibility of mold and osmotic blisters. SUP bag also collects and can potentially overheat your board.

LIMITED WARRANTY



AZTRON SPORTS offers a 365 days limited warranty from the date of purchase against defects in materials and workmanship. This warranty is subject to the following limitations.

1. The warranty is valid only when the warranty card is completed and returned within 30 days of date of purchase.
2. The warranty is valid only when this product is used for normal recreational paddling activities and does not cover products used in rental or other commercial use.
3. AZTRON will make the final warranty determination, which may require inspection and/or photo of the board, which clearly show the defect(s). If necessary, this information must be sent to the AZTRON distributor in your country with prepaid postage. Products can be returned only if a return authorization number is given in advance by AZTRON distributor. The return authorization number must be clearly labeled on the outside of the package, or it will be refuse.
4. If a product is deemed to be defective by AZTRON, the warranty covers the repair or replacement of the defective product only. AZTRON will not be responsible for any costs, loses, or damage incurred as a result of loss or misuse of the product.
5. This warranty does not cover products that have been damaged by negligence, misuse or accident, or wear due to owner's failure to provide reasonable and necessary maintenance.
6. This warranty does not cover if the products modified or repaired by unauthorized persons.
7. This product must not be used in excess of the manufactures recommended maximum load capacity.
8. This warranty does not cover if it changes to the board appearance due to normal wear, sun exposure or any other environment conditions.
9. The original purchase receipt must accompany all warranty claims. The name of the retailer and date of purchase must be clear and legible.

You must provide an authorization number when returning a product for replacement or repair. AZTRON SPORTS will not accept a return without it.

This warrant is the sole and exclusive warranty by AZTRON SPORTS, in connection with this board. AZTRON SPORTS offers no warranty or representation, expressed or implied (including, without limitations, merchantability or fitness for a particular purpose), with the exception of those that are specifically included in this warranty.

All incident and/or consequential damages are excluded from this warranty.

BASIC GUARANTEE

AZTRON SPORTS makes every effort to produce boards built of superior materials and accordance with stringent quality standards. Because of the nature of surfing and paddle boarding, we cannot guarantee the performance of any board or shape for individual riders and varying levels or skills and abilities. Furthermore, we cannot guarantee against damage or breakage and cannot protect or guarantee against circumstances outside of our control. Please contact AZTRON SPORTS in the event of a new board being removed from a box and not in good condition. You will be asked for a copy of your sales receipt and photos of the damage was due to shipping. If it is deemed a manufacturing or material flaw, we will issue an after service authorization number. This number along with the damaged product will need to be returned to the dealer or service center at customer's expense. Upon physical review, AZTRON SPORTS will make its final determination as to the nature of the damage or flaw and issue a replacement product (model depends on availability).

IMPORTANT

Please register your board within thirty (30) days after purchasing it to validate the warranty. You can register it electronically via our website at <https://www.aztronsports.com/warranty/> or you can complete the registration card and return it to the following address:

AZTRON CUSTOMER SERVICE CENTER

Unit 2808, Tower 2, 166 Minhong Rd, Shanghai, China 201102

WARRANTY REGISTRATION CARD

Date of Purchase: _____ Model: _____

Serial Number: _____

Dealer/Store Name: _____

Dealer/Store Address: _____

State/Province: _____ Zip/Postal Code: _____

Country: _____ Mr. Mrs. Ms.

Surname: _____ Name: _____

Address: _____

State/Province: _____ Zip/Postal Code: _____

Country: _____

Telephone Number: () _____

Email: _____



AZTRON[®]

2023 Version

RIDE INTELLIGENTLY / AZTRONSPORTS.COM

AZTRON SPORTS (SHANGHAI) CO.,LTD